

MOBILITY

TRANSPORT CHAIR INSTRUCTIONS

It is important for the attendant to be familiar with proper assisting procedures in any situation that requires the use of the Transport Chair. Safety is the Key consideration. Consult your physician, nurse or physical therapist to determine methods most suitable for your individual needs and abilities.

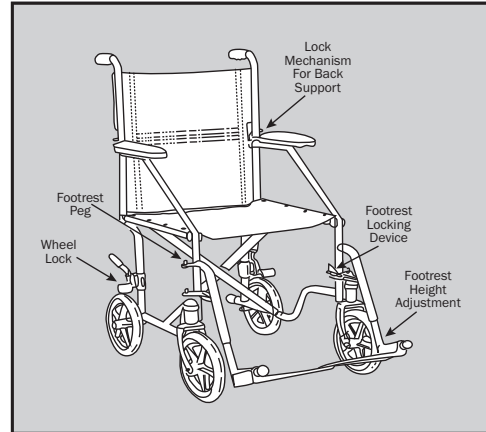
Note: The transport chair does not conform to Federal Standards for automobile seating and should not be used as a seat in a motor vehicle.

OPERATING TIPS

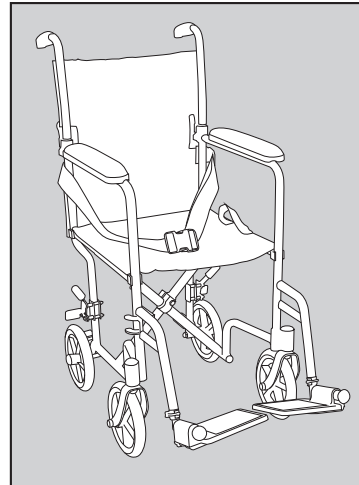
HOW TO OPERATE YOUR TRANSPORT CHAIR

Your Transport Chair Dealer (Wheelchair rental Dealer) can assist you in making adjustments and provide you with operational information.

1. To Open the chair, tilt to one side and push down on seat rails.
2. Lift back support to upright position. The lock to secure the back will engage automatically. To fold down and store, pull up on locks simultaneously, and carefully fold down the back support.
3. To attach footrests, align the holes on the footrest arm with the pegs on the frame of the Transport chair. (See Diagram)
4. To Adjust the length of the footrests, loosen the bolt (or knob) on the telescoping tube shaft. Tighten securely after adjustment. The lowest part of the footrest should not be less than 2 ½ inches from the ground to permit proper clearance.




Weight Capacity: 300 lbs (136 Kg)



MCKESSON

Transport Chair aluminum

INSTRUCTIONS FOR USE



OVERALL WIDTH
22 in
(56 cm)

POWERED BY
drive

- To remove the Swing-away footrest, release the lock. Swing outward and rearward. Simply lift up and off to remove the footrest.

Note: The Transport Chair should not be operated without the assistance of an attendant.

SAFETY TIPS

Please read carefully before using your transport chair.

- Before entering or leaving the chair, engage the dual wheel locks against the tires on both rear wheels. Make sure the front casters are in the forward position before transferring into or out of the chair.
- Do not move forward on the seat while leaning forward out of the chair. If it is absolutely necessary to do so, make sure the front casters are in the forward position. If you are picking an object up from the floor, go past the object, and then go backwards. The casters will then swing to the forward position.
- Leaning out of the transport chair without proper assistance could cause tipping.
- Do not step on the foot plates when transferring, as this could cause tipping.

Note: You and your attendant should consult a qualified professional for correct techniques on ramp negotiations.

MAINTENANCE TIPS

MAINTAINING YOUR TRANSPORT CHAIR


Proper care and maintenance is important in order to keep your Transport Chair in good working condition. Be sure that your chair is in proper working condition at all times. A qualified dealer or repair center (wheelchair rental dealer) should be consulted for periodic inspections and repairs.

- At least once a week, wipe off chrome using a clean, soft cloth. If the chair is exposed to moisture, dry the chair immediately. The metal parts of the chair should be polished once a month with an auto wax.
- Clean the upholstery with a mild soap solution, rinse and wipe dry. Worn or torn upholstery should be replaced promptly as it may not support your body weight.
- Inspect the wheels at least once a month. Correct any side play by loosening the lock nut on the axle, then tighten the axle just enough to remove side play.
- Solid rubber tires require limited upkeep, but need to be cleaned periodically with a damp cloth. Solid rubber tires need to be replaced if they become cracked or severely worn.

This product meets or exceeds all federal safety and environmental regulations.

McKesson carries a comprehensive selection of durable medical equipment products for bath safety, mobility and aids to daily living, including wheelchairs, canes, bath benches, and more. Choose McKesson for quality, selection, and value.



 **WARNING:** This product can expose you to styrene, which is known to the State of California to cause cancer. For more information, go to www.P65Warnings.ca.gov.

Technical support, replacement parts and warranty information? Call 1-866-694-5085
General product questions? Call 1-800-777-4908

■ Satisfaction Guaranteed

Distributed by McKesson Medical-Surgical Inc.
Richmond, VA 23233
PVN B0518
Made in China